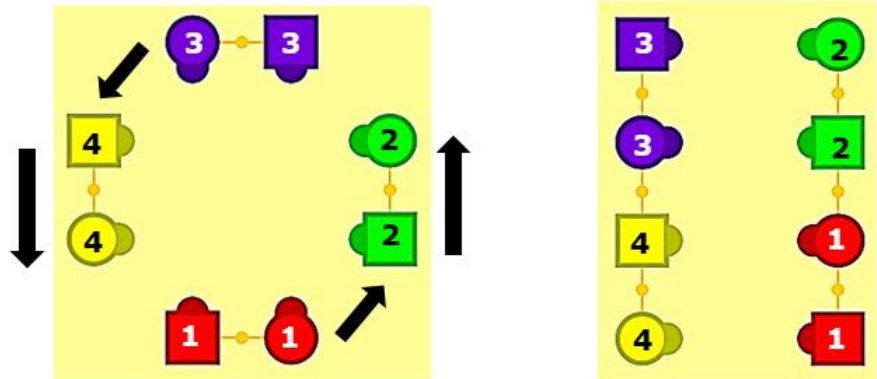


CLASS 7

Make Lines:

Not actually a call, although it's as important as any call you could learn! When you're dancing, squares crash. You can:

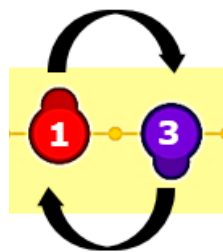
- 1) Square Your Set: Return to home and wait
- 2) Make Lines: Sides slide to their right and heads slide over beside them. When the caller says, "You've got lines," you're back in the game!



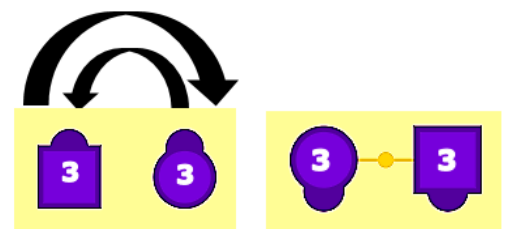
Trade:

You switch places with someone. It is always achieved by walking forward in a semicircle into the position of the person you're trading with. You will face the opposite direction from where you started. It may be done with hands held or without (in which case, just pass right shoulders). May be designated as Centers, Ends, Boys, Girls, Couples, or Partner.

From Opposite Direction

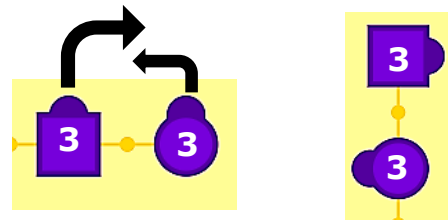


From Same Direction



Partner Hinge:

Half of a **Partner Trade**. Begins as a side by side couple facing in the same direction. You begin a **Partner Trade** and stop at the halfway mark when you're right shoulder to right shoulder. Take right hands. You end up perpendicular to your original facing direction, holding right hands and the two of you facing in opposite directions.

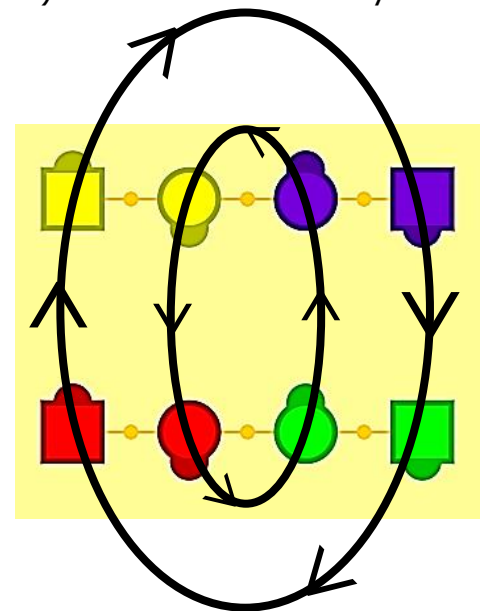


Pass the Ocean:

From Facing Couples, **Pass Thru** and **Partner Hinge**. You should find yourself in a right handed Ocean Wave. Be aware of the midline of the square. You want to play only with the four people on your side of the square. If you're in the middle of the line, your partner is the person on the end next to you, not the other center person.

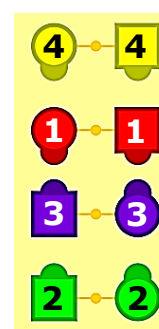
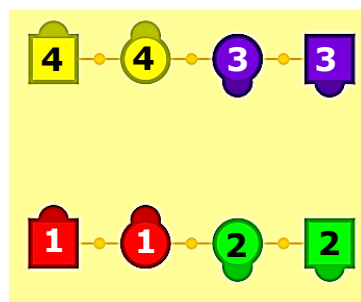
Circulate (ocean wave):

There is an inner and outer path. You move along it. If you are a trailer, just walk into the shoes of the person in front of you. If you are a leader, loop to stay on the inner or outer path. Circulates may be designated people (boys, girls, ends, centers, box) but more commonly it is everyone (**All 8 Circulate**).



Ferris Wheel:

From a Two Faced Line, it is very much like a Wheel and Deal. The couples facing out wheel around to face in. The couples facing in, step forward and wheel and deal with the other couple also facing in to end up facing one another. The square ends up in a double pass thru formation (tandem couples facing one another).



Animations:

<https://www.tamtwirlers.org/tamination/info/index.html>

Videos:

<https://videosquaredancelessons.com/lessons/index.htm>