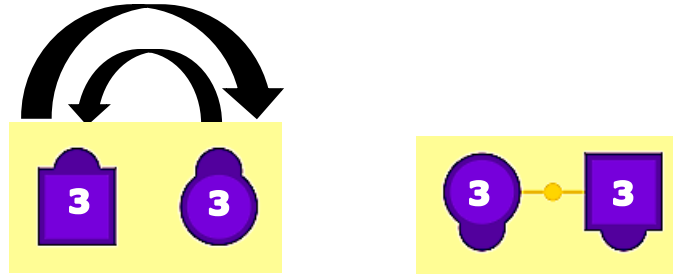


CLASS 5

Partner Trade:

Drop hand, walk a half circle forward into your partner's position, passing right shoulders. The boy walks a slightly larger loop and the girl takes the shorter route. You end up facing the opposite direction from where you started, still side by side.



Flutterwheel:

From Facing Couples, the **right**-hand dancers (typically girls) let go of their partners' hands and take outside hands (rights) with one another. They turn around each other until they get back to where they started. During all this, they pick up a new partner. The left-hand dancers (typically boys) do not wait to be dragged across to the other side, but lead the way. The left-hand dancers (boys) will be opposite where they began. Rotation is clockwise.

Reverse Flutterwheel:

From Facing Couples, the **left**-hand dancers (typically boys) let go of their partners' hands and take outside hands (lefts) with one another. They turn around each other until they get back to where they started. During all this, they pick up a new partner. The right-hand dancers (typically girls) do not wait to be dragged across to the other side, but lead the way. The right-hand dancers (girls) will be opposite where they began. Rotation is counterclockwise.

Sweep a Quarter:

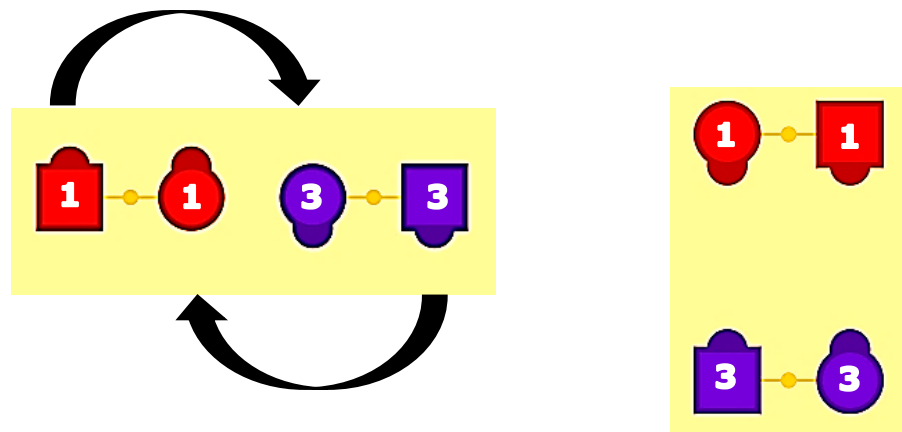
Certain calls, like Flutterwheel and Wheel & Deal, involve rotation as they finish. You can ask people to keep the rotation going another 90° before they stop by adding **Sweep A Quarter** to the call.

Wheel & Deal:

From Two Faced Lines:

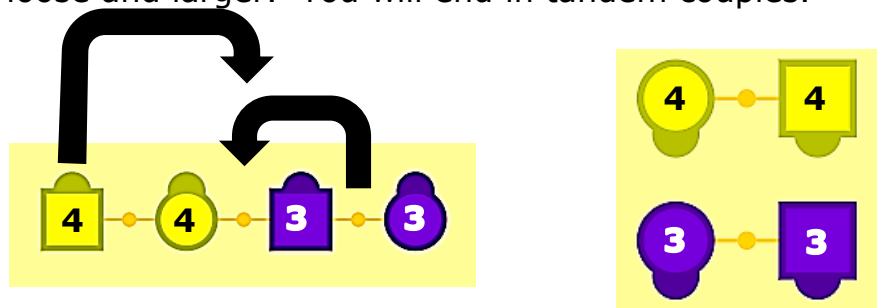
Each couple steps slightly ahead.

Each couple then wheels (180°) toward the center of the line with the center dancer of each couple acting as the pivot point about which the couples turn. You will end facing the other couple.



From One Faced Lines:

Obviously some adjustment is needed or you'll smack into each other! The couple on the right wheels in front of the couple on the left. To make this work the couple on the left needs to take an extra step forward before they wheel in to create a little space for the right-hand couple to get in front. Remember: right keeps it tight, left goes loose and larger. You will end in tandem couples.



Double Pass Thru:

From Tandem Couples facing the center of the square (see below), everyone passes two people until you have no one else you can pass. Everyone is now facing out away from the center. The people in front are called Leaders and the people behind them are called Trailers.

First Couple Left

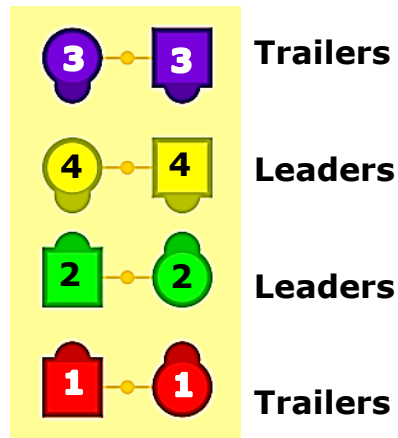
Next Couple Right:

Following a Double Pass Thru, everyone is facing out. Each couple walks forward in a 180° arc as indicated. You're moving from the center to the outside. **Wheel & Deal** moves everyone into the middle, whereas **First Couple Left, Next Couple Right** moves people from the middle to the outside.

NEW POSITIONS

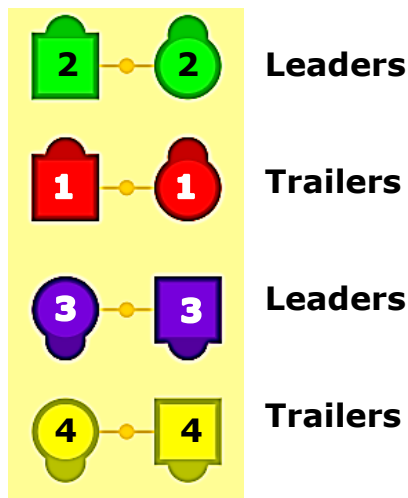
Double Pass Thru:

Tandem couples facing the center of the square.



Tandem involves a dancer immediately behind another, facing the same direction. The person in front is the **leader**. The person behind is the **trailer**.

Completed Double Pass Thru:



Animations:

<https://www.tamtwirlers.org/tamination/info/index.html>

Videos:

<https://videosquaredancelessons.com/lessons/index.htm>