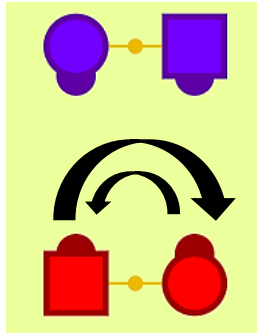


CLASS 3

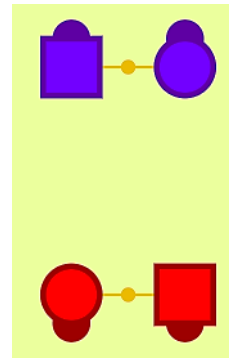
California Twirl:

Turns you and your partner to face in the opposite direction. You raise your joined hands and walk forward passing right shoulders. The girl ducks under the joined hands while she turns toward her left shoulder. The boy turns 180° toward the right.

Start:



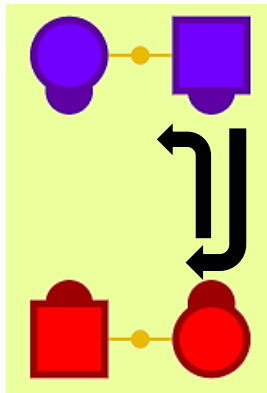
Finish:



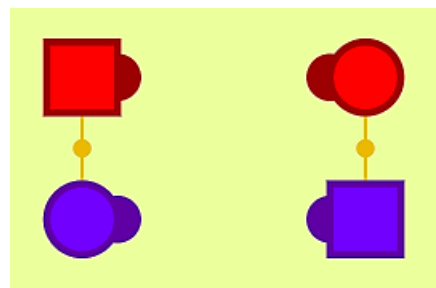
Slide Thru:

Begin with facing couples. Identical to Star Thru, but without hands. Pass Thru with the boy turning to the right while the girl turns to the left.

Start:



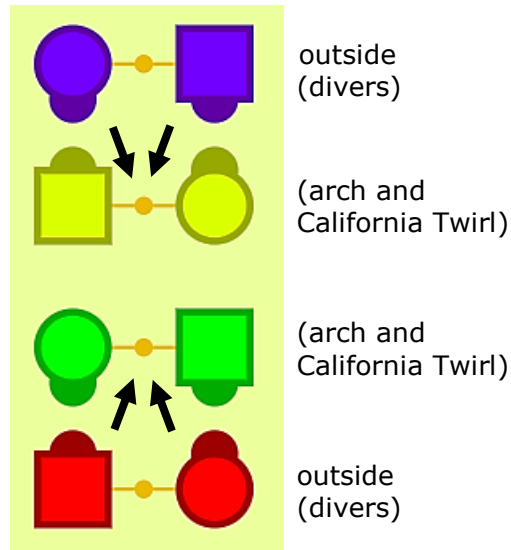
Finish:



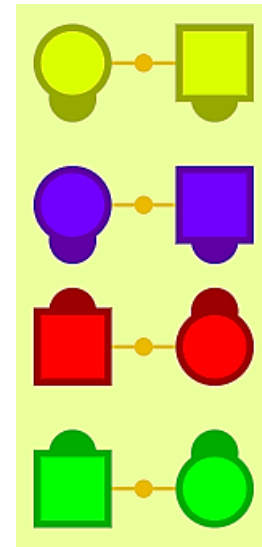
Dive Thru:

Begin with facing couples. The couples with their back to the center makes an arch with their inside hands and walks forward. The outside couples dive under the arch. The arch couple finishes with a California Twirl to face into the square again.

Start:



Finish:



Animations:

<https://www.tamtwirlers.org/tamination/info/index.html>

Videos:

<https://videosquaredancelessons.com/lessons/index.htm>